

Library Synchronization For eCADSTAR



5 JANUARY 2022

Zuken srl

www.zukensrl.com

Document Version: 1

eCADSTAR™

ZUKEN®
Zuken srl 

Index

1	Copyright Notice	3
2	Abstract	3
3	Installation.....	3
4	Preparation.....	4
5	Using the tool in batch.....	5
6	Uninstall	9
7	Known Limitations & Restrictions	9

1 Copyright Notice

1.1.1.1 WARNING:

This product is supplied “as is” from Zuken srl.

All enquires on this product should be addressed to

ecADSTAR@it.zuken.com

In case of malfunction of the eCADSTAR Product, the user must, uninstall this add on as detailed in this user documentation, then repair the eCADSTAR installation. If the problem still occurs, please contact Zuken support support.zuken.com.

Zuken is not responsible for any inconvenience caused by the script with the user’s library and projects. By using this script, the user understands that it is the users full responsibility for any issue caused.



2 Abstract

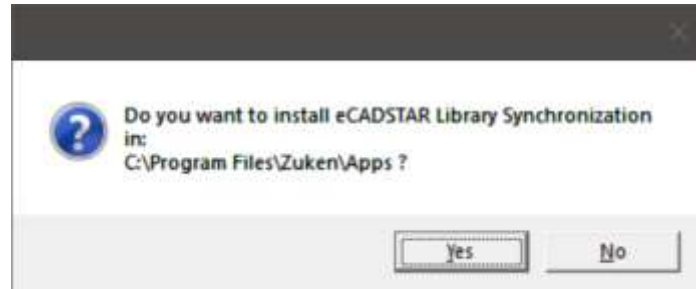
This program perform a library synchronization from a Master library to a local one.

3 Installation

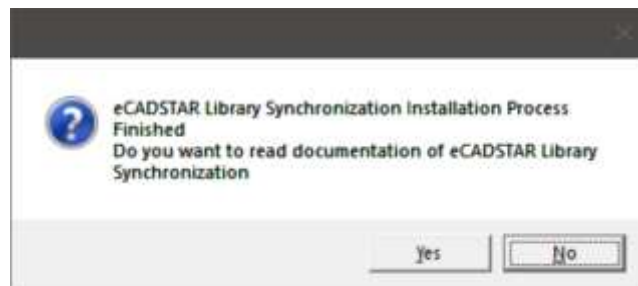
This program requires the installation of the latest version of PCBgui App to enable the Icons in the eCADSTAR GUI.

You can get this app from [eCADSTAR 3rd Party Apps](#).

Run the install executable “eCADSTARlibSyncSetup.X.X.X.X.exe”



The program is installed in the folder:
C:\Program Files\Zuken\Apps



4 Preparation

The file

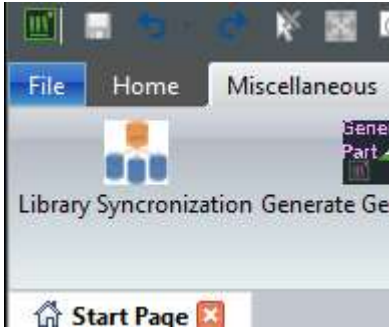
" C:\Program Files\Zuken\Apps\libSync\eCSlibSync.vbs" **must** be configure before to use.

Please set the variable **MasterLibrary** and **LocalLibrary** respectively to the central (usually on the server) library and the local computer

Optionally you can uncomment the lines to get the location of the local library from the registry:

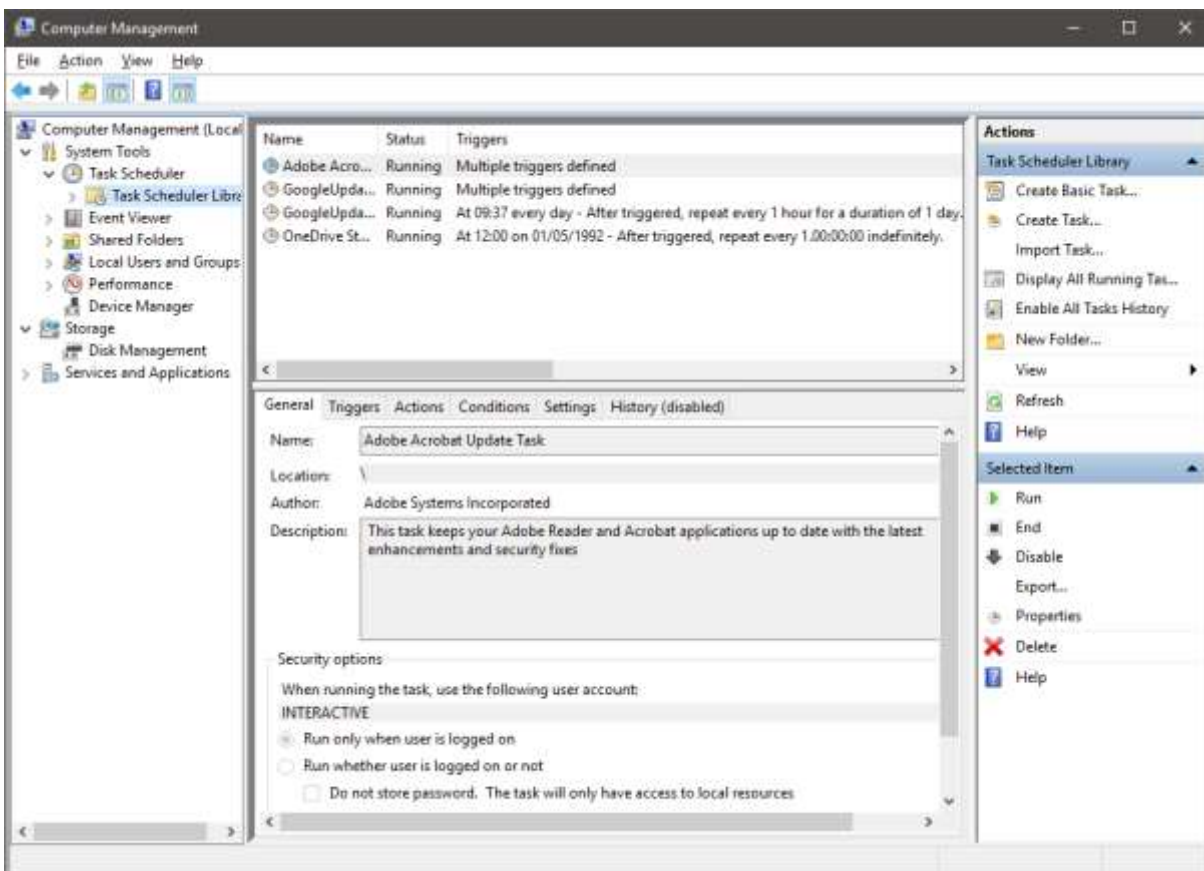
Or the LAST USED LIBRARY or the INSTALLATION DEFAULT one.

To perform the synchronization just execute the eCSlibSync.vbs from the command line or click on the icon: in library editor



5 Using the tool in batch

This tool can be activated also from Windows Schedule



Create Basic Task Wizard

Create a Basic Task

Use this wizard to quickly schedule a common task. For more advanced options or settings such as multiple task actions or triggers, use the Create Task command in the Actions pane.

Trigger

Action

Finish

Name: eCSlibSync

Description: Periodic Master to local eCADSTAR library Sync

< Back Next > Cancel

Create Basic Task Wizard

Task Trigger

When do you want the task to start?

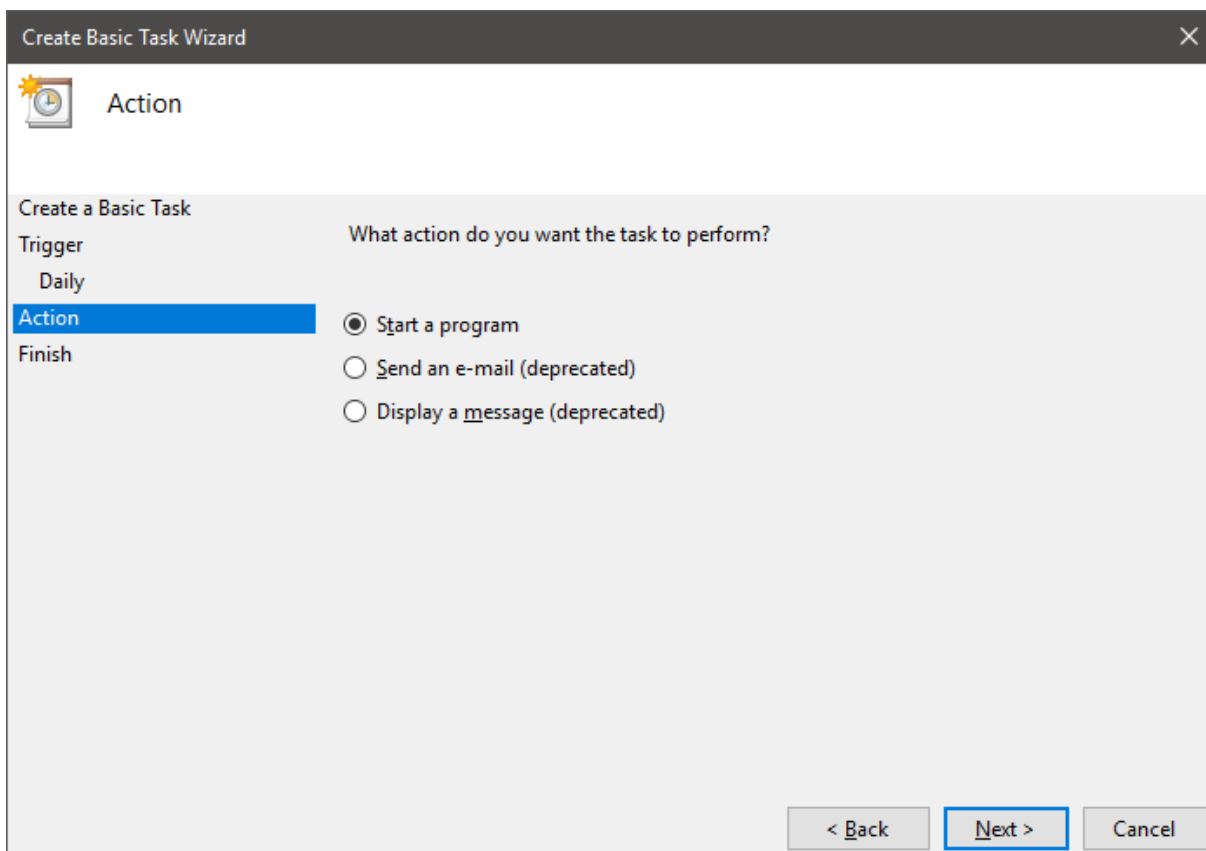
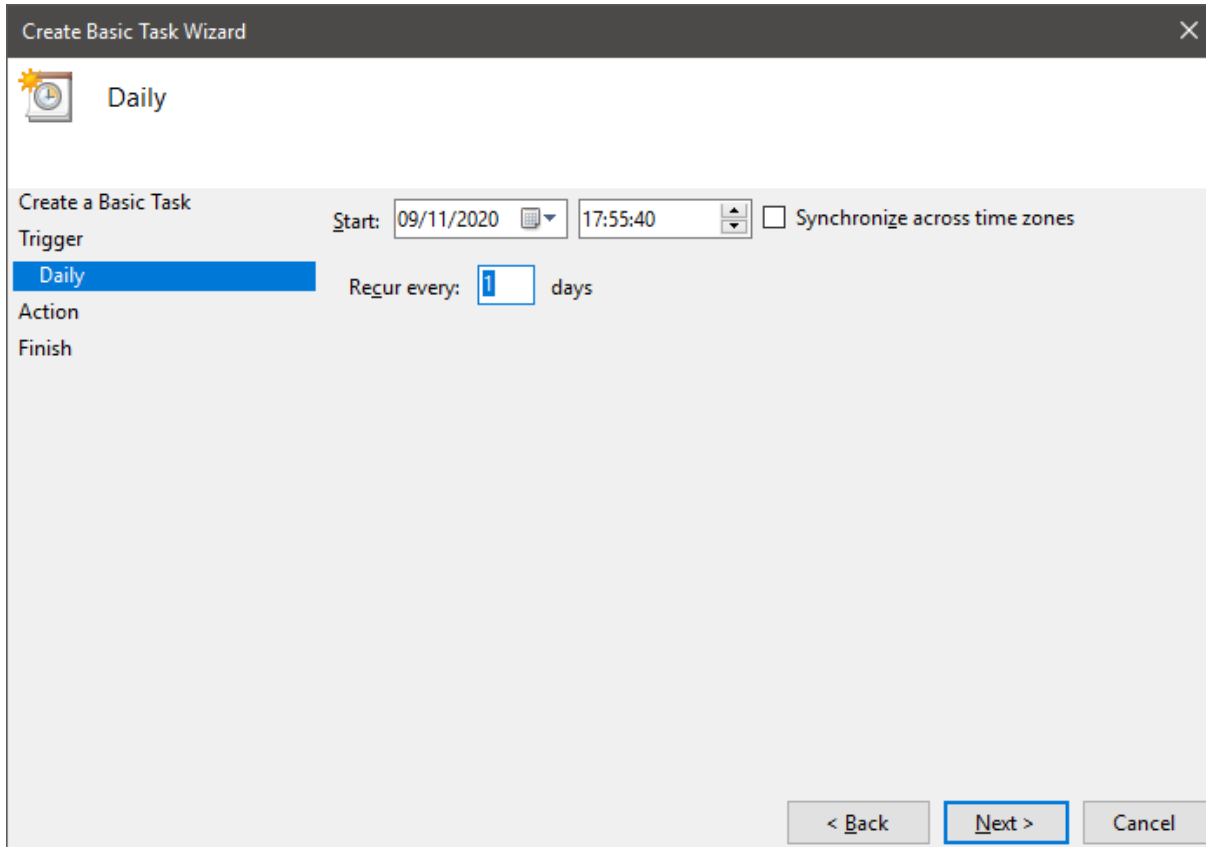
Trigger

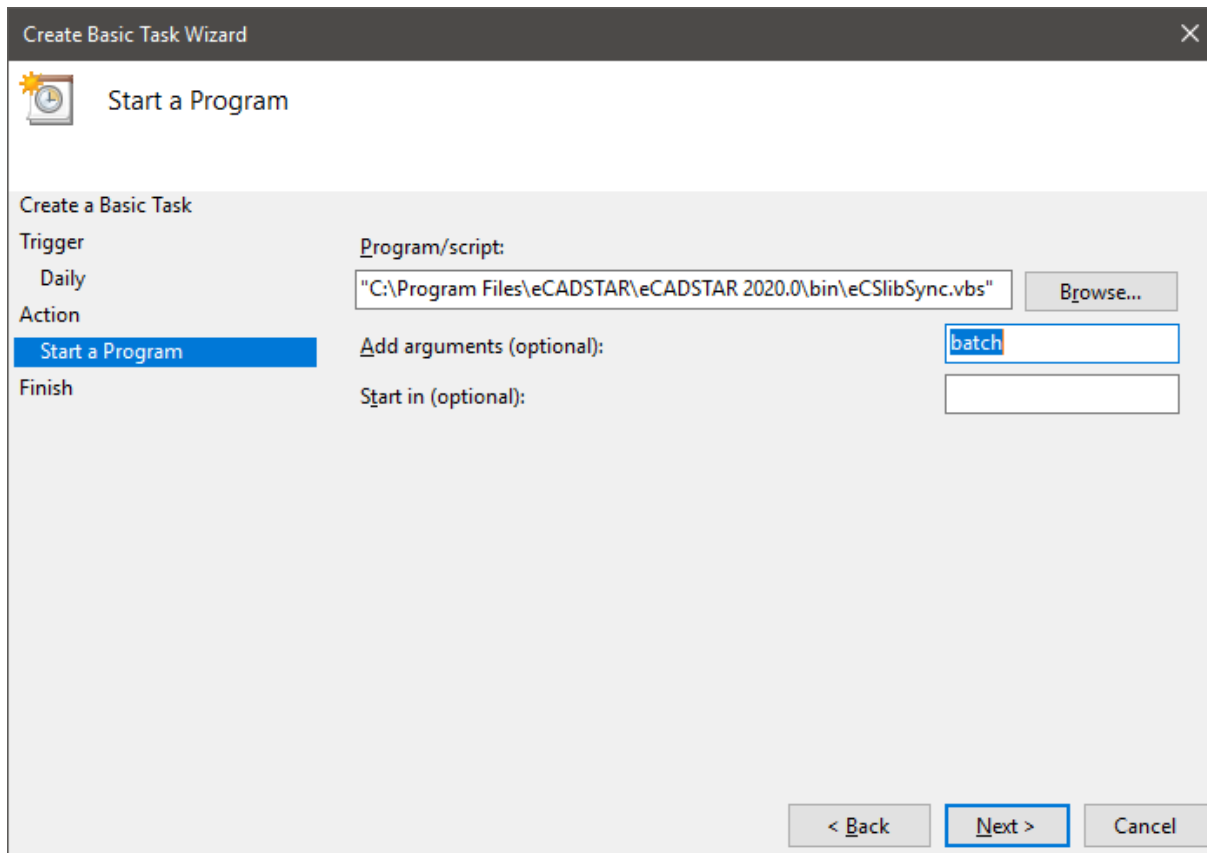
Action

Finish

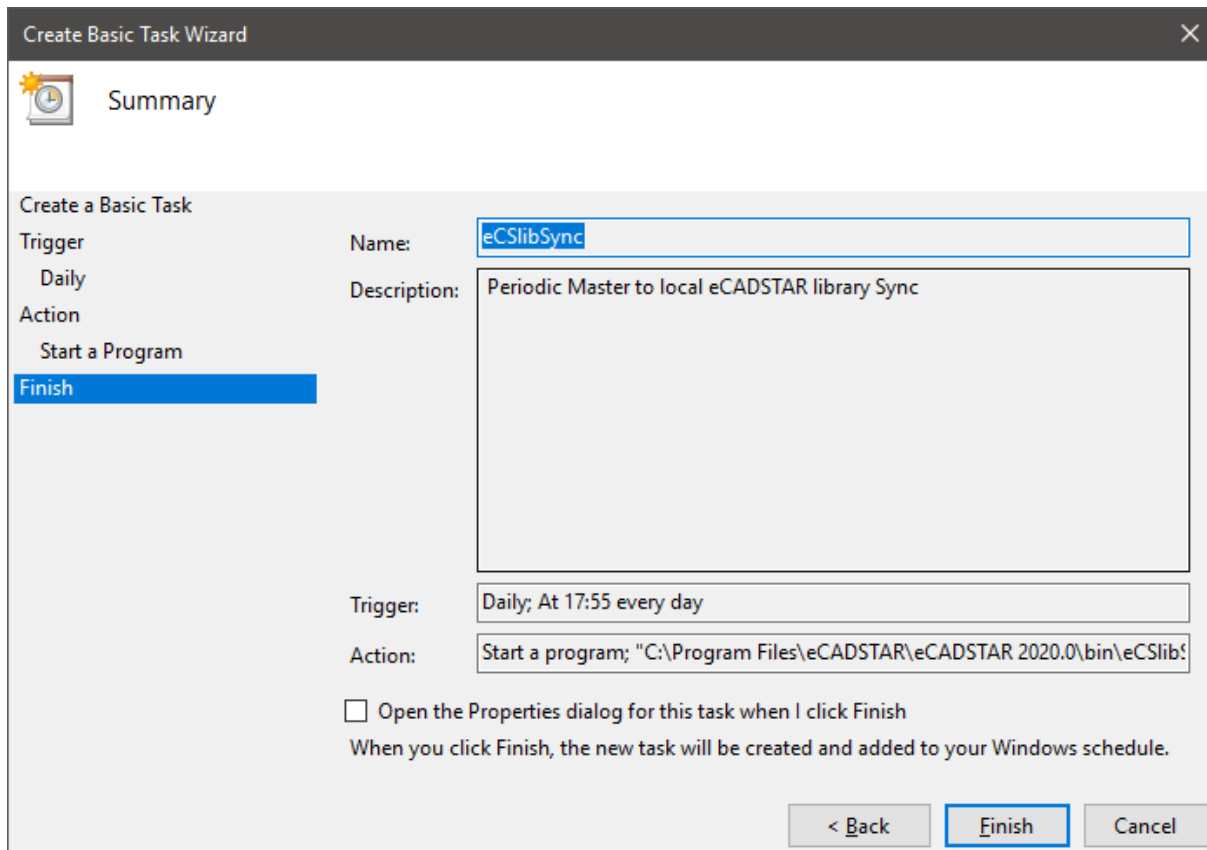
- Daily
- Weekly
- Monthly
- One time
- When the computer starts
- When I log on
- When a specific event is logged

< Back Next > Cancel





Note the double quotes!!!!



6 Uninstall

No uninstall program is supplied.

A manual task must be performed:

- Delete the folder
 - C:\Program Files\Zuken\Apps\libSync

7 Known Limitations & Restrictions